



LOOP

COMMUNICATION

DIGI·LOOP®

Your audience is filling the room... motivated to listen, learn and be inspired. From houses of worship to university lecture halls to business conferences, induction loop technology from Williams Sound ensures every listener in attendance — including those using T-coil-equipped hearing aids — can hear your message clearly. Our induction loop systems provide a more inclusive experience for all — complete solutions that help increase intelligibility, enhance user experience, and readily meet your facility's needs for hearing assistance or ADA/Equality Act 2010 compliance.

- Network control capability — seamless, remote system set-up, operation and monitoring via laptop, tablet or other portable device.
- Control via Crestron® and Dante™ inputs
- DSP audio processing for flexible, powerful software control
- Discrete — listeners with T-coil-equipped hearing aids do not need a separate receiver.
- Listeners can sit anywhere “in the loop” — number of listeners is limited only by the number that can fit in the “looped” area.
- Can be used in any country — no license requirement

INDUCTION LOOP

An induction loop system consists of a wire that is placed around the listening area, a special amplifier and an audio source. Audio signals are amplified and circulated through the loop wire. The resulting magnetic energy field is detected and amplified by the “telecoil” common to many hearing aids, cochlear implants and induction loop receivers. The end result is a high-quality amplified reproduction of the original audio signal. Intelligibility is greatly increased because the distance between the speaker and the listener(s) is bridged, and background environmental noise is reduced.

ADA / Equality Act 2010
C O M P L I A N T

NETWORK
CONTROLLED ASSISTIVE LISTENING




T-COIL
EQUIPPED
HEARING AID

LOOP COMPONENTS



The network-controlled Digi-Loop® induction loop amplifier is now available in two state-of-the-art models. The PLA DL210NET features control via Crestron®. The PLA DL210NET-D features control via Crestron and Dante™ inputs. Both of the next-generation Digi-Loop amplifiers continue to offer DSP audio processing with flexible, powerful software control of mixing, equalization, compression and loop phase shift. Potent Class D, pulse-width amplifiers maximize efficiency, and reduce size and weight. And the Digi-Loop dual-amplifier design in each offers impressive flexibility, with the option of a single 12A output for large perimeter loops, or dual 10A outputs for phase loop arrays. With the ability to power a loop and a speaker, either new Digi-Loop model shines as a complete room solution.





LOOP VIDEO




SCAN CODE AND WATCH NOW.



The PLR BP1 body-pack induction loop receiver is designed for use within an induction loop system by individuals who do not wear T-coil-equipped hearing aids. Simple and convenient to use, this receiver is compatible with all IEC60118-4 compliant induction loop systems. The PLR BP1 receiver is compatible with the optional CHG 3512 and CHG 3502 drop-in chargers.

PLW F300 / F500 Power Loop Wire, Flat Copper, 3/4" Wide, 300' or 500' spool.



FWT 001 Flat Wire Tape — Cloth-based flat wire warning tape, 2"W x 180'L roll. White cloth with blue lettering. For securing flat loop wire to floor. Strong adhesive but releases without leaving residue.



Accessories - Williams Sound offers a wide selection of high-quality accessories, including earphones, headphones, neckloops microphones and chargers. Each product is rigorously tested and approved for quality, reliability and compatibility. See our full line of accessories at williamssound.com/accessories.

CUSTOM SOLUTIONS

Induction loops are an inherently simple technology. However, care should be taken (and professional advice sought) in their design, specification and installation so the facility conforms to the International Standard and is of optimum benefit to the end user.

Tech Blue

Contact our in-house technical support team to help you plan and install an induction loop system in your facility. Contact 952.943.2252.

SEAMLESS, REMOTE OPERATION

DSP AUDIO PROCESSING

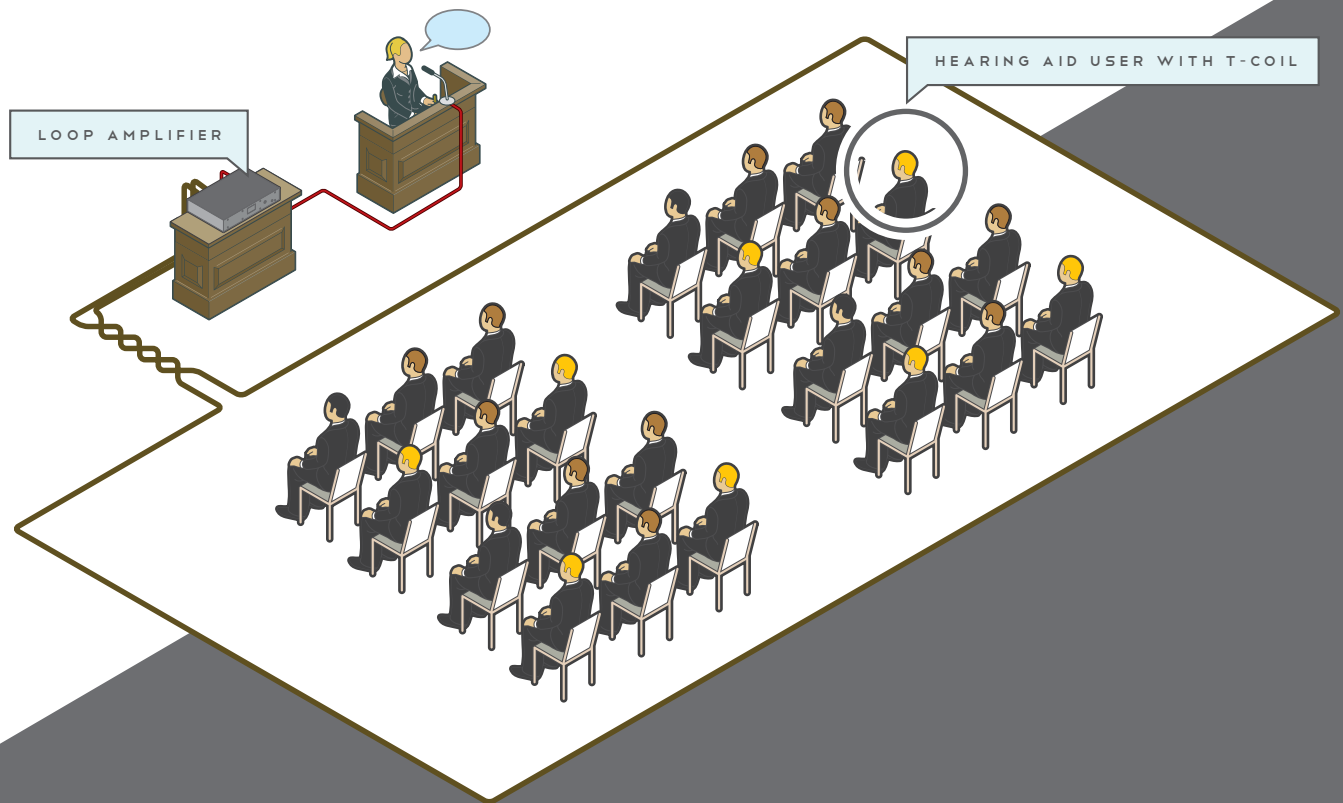
DIGITAL AUDIO INPUTS (AES3/XLR)

TWO LOOP OUTPUTS

ADA / EQUALITY ACT 2010

2-YEAR WARRANTY





HOW IT WORKS

1. A sound source — such as a voice, TV or other audio system — is captured using a microphone or via a line-out connection.
2. The sound signal is then connected to an induction loop amplifier. This generates a current to pass the signal to an induction loop, usually made of copper tape or wire.

3. The copper wire induction loop (usually) surrounds the area where the listening audience is located and produces a magnetic field.
4. The magnetic field is picked up by the Telecoil (T-coil) inside the hearing aid of an audience member who has difficulty hearing.
5. The hearing aid tailors the sound to the specific needs of the individual. Sound is delivered directly into the ear canal, without background noise and with the full spectrum of sound frequencies required for intelligibility.

Digital FM Infrared Loop



Williams Sound has many solutions for your commercial needs. For more information about Williams Sound's full line of professional listening products and accessories, please contact our sales department through any of the contacts listed below.

800.843.3544 (USA) / +1.952.943.2252 (Outside USA) / 952.943.2174 (fax) / williamssound.com /

info@williamssound.com (USA) / intsalesdept@williamssound.com (Outside USA) /

10300 Valley View Rd. Eden Prairie, MN 55344 USA